

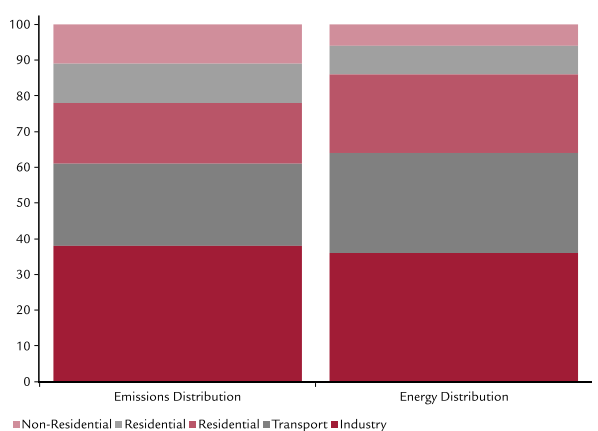
Real Estate House View

Real Estate on its way towards climate neutrality

June 2021

How the real estate industry is addressing E(SG) challenges

Share of energy and emissions: key figures in the building industry



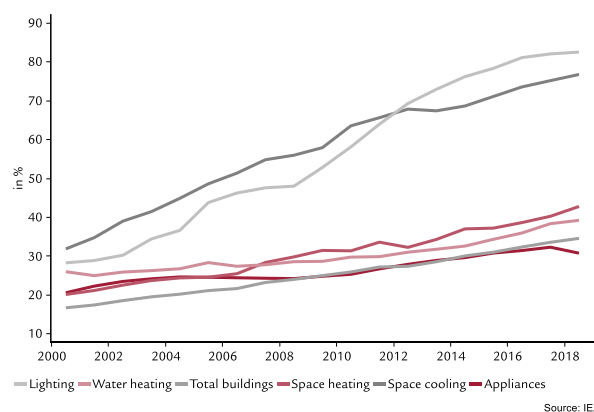
The International Energy Agency (IEA) estimates that building construction and operations account for the largest share of both global final energy use (36%) and energy-related CO₂ emissions (39%). Buildings are also the world's biggest consumers of steel, copper and concrete, which are both energy and carbon-intensive resources to produce. The UN estimates that buildings account for over half of global electricity usage, about 28% of global carbon emissions and over 10% of potable water consumption. Heating, cooling and lighting make up roughly 60% of energy usage in existing buildings, a key metric to assess the carbon footprint of a building - with appliances and other miscellaneous utilisations accounting for the remainder. To keep global warming below 2 degrees Celsius as mandated by the Paris Agreement, the real estate sector as a whole, from existing stocks to new builds, will need to reduce total CO₂ emissions to 36% by 2030, following estimates by the World Bank. Such challenges explain the holistic approach adopted by all stakeholders to substantially impact the entire value chain of the real estate sector over the past few years.

However, the pandemic has definitely accelerated the trend towards the climate transition across all scopes (1, 2 and 3 – more precisely with home office). Acceleration is seen across all areas of real estate but also on financial markets.

Focus on energy performance challenges¹

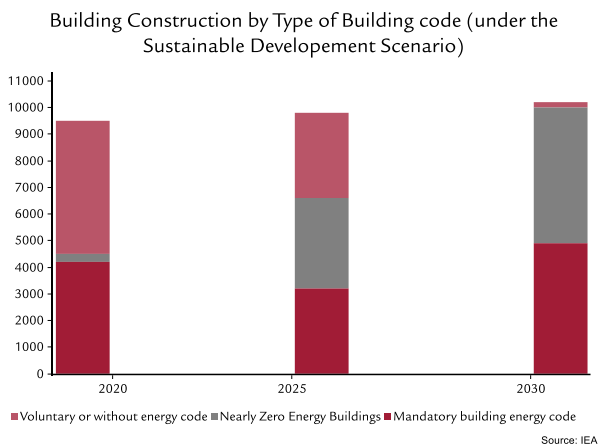
Although the challenges to fulfilling the Paris Agreement remain high, governments, designers, builders and major real estate stakeholders have taken large steps to decarbonise global building stock and improve its energy performance across all domains. Given past policy requirements, the coverage of improving energy performance has significantly increased for both lighting and space cooling, the two usual suspects. Besides, from 2010 to 2018, renewable energy became the fastest-growing energy source for buildings: + 21% on average. Despite these positive steps, more needs to be done in specific areas such as building envelopes or heating, the other usual suspects.

Policy coverage of total final energy consumptions in buildings



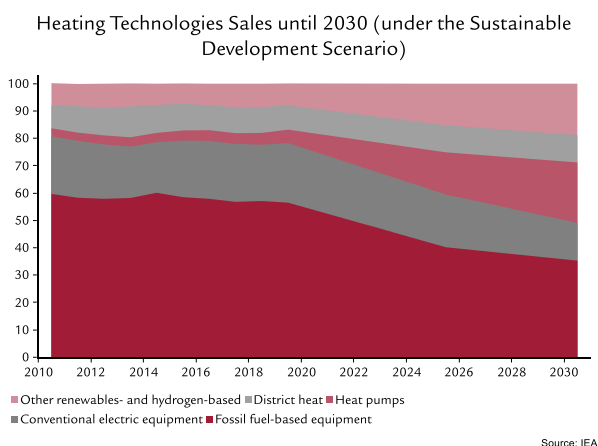
¹ Net Zero Carbon: a Road Map for the Global Energy Sector was released by the International Energy Agency on 17 May 2021. Such a report is key for all stakeholders.

Zero-energy buildings to rise



Improvements in the energy efficiency of building envelopes – the material components of a building’s structure such as insulation, windows and air sealing – are the largest components of energy-related investments in buildings, representing almost 50% of expenditure. To reach the IAE Sustainable Development Scenario targets by 2030, mandatory building energy codes are becoming the norm, at least in countries committed to the Paris Agreement’s objectives. Mature economies have been ahead of the game with their track record in developing new techniques for greening buildings, aside from brand new green buildings. A wide range of certifications is available, more specifically on commercial real estate: as a reminder, a certified office building has on average 13% lower site energy use intensity, 11% lower electricity usage, and 16% lower water usage, when compared to non-LEED certified office buildings. More recently, the emergence of PropTech with E(SG) innovative solutions also enable a lower carbon footprint for the existing stock.

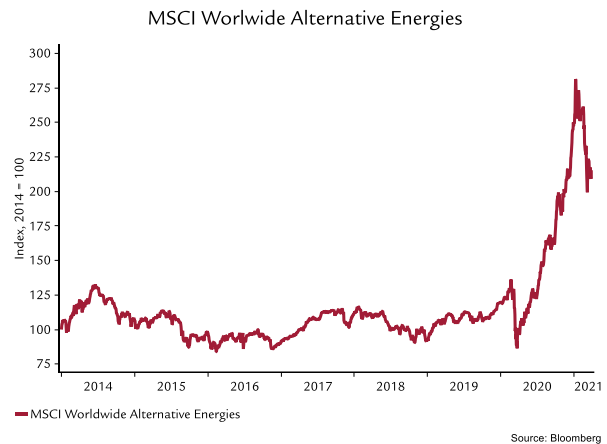
Clean tech on the rise



The heating equipment used by the building industry, an Achille’s heel of the sector, has remained heavily dependent on fossil fuel-based equipment or less-efficient conventional electric heating technologies, which accounted for 80% of new sales before the pandemic. To be in line

with the SDS 2030, the share of clean heating technologies – as suggested by the chart – needs to more than double to reach 50% of sales by 2030. On energy intensity reductions, renovations of existing building stock would need to double from 15% to at least 30-50% to achieve the SDS 2030. Such targets seem more feasible today compared to pre-pandemic.

Financial market signals



Looking at the surge of the MSCI index on renewable energies, the message is crystal clear: investors are expecting more than ever that the world has changed. The great reset towards climate transition is under way, suggesting an acceleration of technologies used by the building industry. On top of that, the carbon price has also surged compared to its previous level, mirroring the increasing policy norms designed by public bodies worldwide. Interestingly, the DRAM price has also surged, mirroring the acceleration of digitalisation in the economy, spanning also the entire value chain across real estate. The conclusion is straightforward for the real estate industry: it should quickly become smarter and greener and be a pillar to promote sustainable growth and value.

Authors

Swiss Life Asset Managers, France

Béatrice Guedj

Head of Research & Innovation

beatrice.guedj@swisslife-am.com

Elie Medina

Investment Analyst

elie.medina@swisslife-am.com

Do you have any questions or would you like to subscribe to this publication?

Please send an email to info@swisslife-am.com.

For more information, please visit our website at www.swisslife-am.com/research.



Released and approved by the Economics Department, Swiss Life Asset Management Ltd, Zurich

Swiss Life Asset Managers may have acted upon or used research recommendations before they were published. The contents of this document are based upon sources of information believed to be reliable but no guarantee is given as to their accuracy or completeness. This document includes forward-looking statements which are based on our current opinions, expectations and projections. We undertake no obligation to update or revise any forward-looking statements. Actual results could differ materially from those anticipated in the forward-looking statements.

France: This publication is distributed in France by Swiss Life Asset Managers France, 153 rue Saint Honoré, F-75001 Paris to its clients and prospects. **Germany:** This publication is distributed in Germany by Corpus Sireo Real Estate GmbH, Aachener Strasse 186, D-50931 Köln, Swiss Life Asset Managers Luxembourg, Niederlassung Deutschland, Hochstrasse 53, D-60313 Frankfurt am Main and Zeppelinstrasse 1, D-85748 Garching b. München, and BEOS AG, Kurfürstendamm 188, D-10707 Berlin.

UK: This publication is distributed by Mayfair Capital Investment Management Ltd., 55 Wells Street, London W1T 3PT. **Switzerland:** This publication is distributed by Swiss Life Asset Management Ltd., General Guisan Quai 40, CH-8022 Zurich.