

31 March 2025

Swiss Life Investment Foundation

Bonds Emerging Markets Corporates PM (CHF hedged)

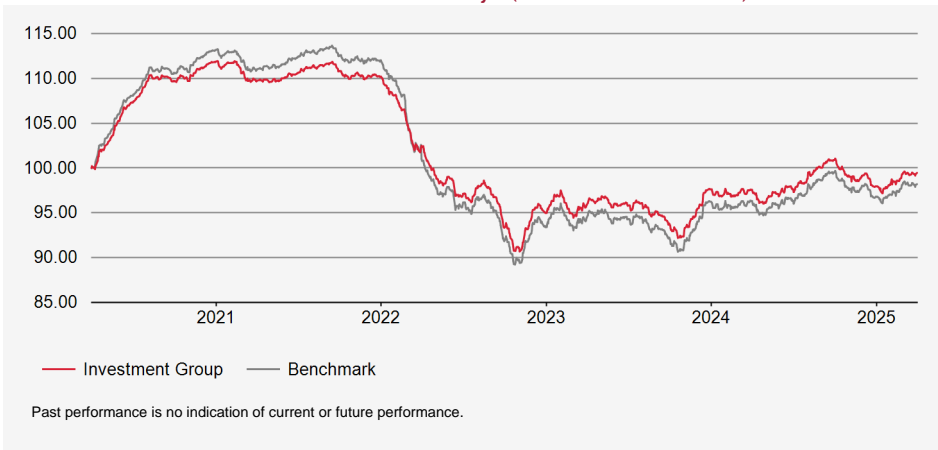


Net Asset Value (NAV) in CHF (m): 368.55
Net asset value per entitlement in CHF: 96.82

Investment Strategy

Investments in US dollar or other hard currency debt securities of companies and governments, including agencies and supranationals from emerging markets. Active securities selection, duration management and yield curve positioning. Debtor limitation: 10%. Debt securities of non-benchmark debtors: max. 35%. Average rating quality: at least BBB-. Foreign currency risks are at least 90% hedged against the Swiss franc. Implementation by using the Swiss Life Funds (LUX) Bond Emerging Markets Corporates CHF-hedged AM cap; investment fund under Luxembourg law.

Evolution in reference currency (base value 100)



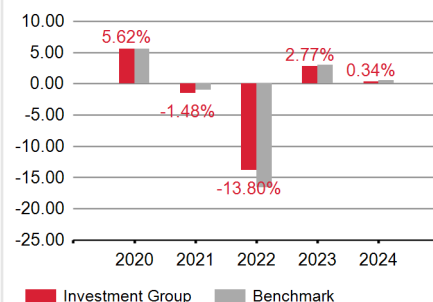
Performance in reference currency

	Cumulative Performance				Annualised performance			
	YTD	1 month	3 months	1 year	3 years	5 years	10 years	Incep.
Investment Group	1.54%	0.02%	1.54%	1.94%	-0.99%	-0.11%	-	-0.43%
Benchmark	1.46%	-0.14%	1.46%	1.94%	-0.93%	-0.36%	-	-0.57%

Statistical information (annualised)

	1 year	3 years	5 years	10 years	Incep.
Investment Group volatility (in %)	3.82	5.82	5.42	-	5.48
Benchmark volatility (in %)	3.93	5.84	5.89	-	6.00
Tracking Error ex post (in %)	0.44	0.51	1.10	-	1.04
Information Ratio	-0.01	-0.11	0.23	-	0.14
Sharpe Ratio	0.25	-0.33	-0.07	-	-0.06
Correlation	0.99	1.00	0.98	-	0.99
Beta	0.97	0.99	0.91	-	0.90
Jensen's alpha	0.03	-0.07	0.19	-	0.09
Maximum Drawdown (in %)	-3.82	-11.51	-18.98	-	-18.98
Recovery Period (years)	-	-	-	-	-

Performance



Product information

Swiss security number: 36974878
ISIN: CH0369748782
LEI: 254900R4DORKK6JJUG51
Bloomberg Code: SLOEMPM SW
Benchmark: JP Morgan CEMBI Broad Diversified IG Index (CHF Hedged)
Currency: CHF
Domicile: Switzerland
Launch Date: 29/09/2017
Initial subscription price: 100.00
End of financial year: 30.09
Issuing/Redemption: daily
Deadline: 13.00
Antidilution provision: Issuing / redemption commission accruing to the investment group in accordance with overview of conditions.
Distribution policy: Profit retention
Asset Manager according to Swiss Life Best Select Invest Plus®: Swiss Life Asset Management Ltd

Monitoring of asset managers: PPCmetrics supports the ongoing monitoring of asset managers and the evaluation of the investment results.
Price listings: Bloomberg: ASSL
www.swisslife.ch/investmentfoundation
Total expense ratio TER KGAST ex ante: 0.28%
ex post as at: 30/09/2024 0.28%

PM tranche: Purchases in this tranche are only possible on the basis of a special agreement with Swiss Life Asset Management Ltd.
Asset Manager: The selection of managers who Swiss Life Asset Management Ltd permanently monitors and supports through the process in accordance with objective criteria and best institutional practice.
Total expense ratio TER KGAST: The total expense ratio TER KGAST includes all costs with the exception of transaction costs and transaction-related taxes.
Antidilution provision: Overview of conditions available at: www.swisslife.ch/investmentfoundation, "Legal documents" (changes possible at any time without prior notice).
Performance: Total returns over a given period based on time-weighted returns.
Statistical Information: The risk key figures are based on logarithmic, monthly time-weighted returns.
Tracking error ex ante: The expected tracking error for the next 12 months corresponds to the 3 year ex post tracking error.

Swiss Life Investment Foundation

Bonds Emerging Markets Corporates PM (CHF hedged)

Portfolio structure by sector

	Investment Group	Benchmark
Financial	31.06%	37.18%
Communications	12.67%	9.12%
Utilities	10.84%	10.77%
Consumer, Non-cyclical	9.64%	4.58%
Energy	8.45%	11.45%
Industrial	5.61%	3.39%
Technology	4.94%	5.19%
Consumer, Cyclical	3.97%	5.23%
Supranational	1.70%	-
Others	5.43%	13.09%
Liquidity	6.39%	-
Currency hedging	-0.70%	-

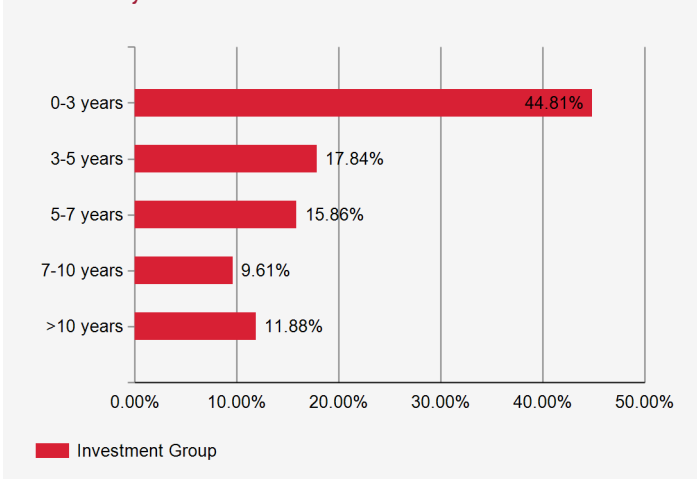
Major borrower and rating

		Investment Group
Taiwan Semiconductor Manufacturing Co Ltd	AA-	3.57%
Prosus NV	BBB	2.33%
Erste Group Bank AG	BBB	1.63%
CK Hutchison Holdings Ltd	A	1.63%
Alibaba Group Holding Ltd	A+	1.51%

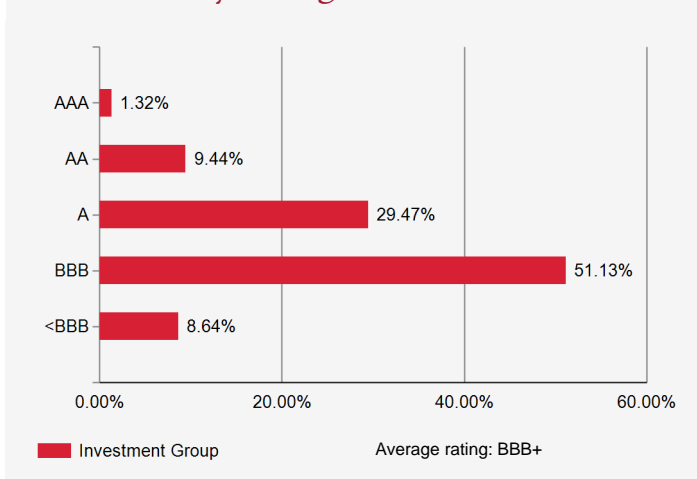
Further information on the debtors

Number of debtors	137
Proportion of non-benchmark debtors	20.99%

Maturity structure



Investment by rating



Duration and yield to maturity

	Investment Group	Benchmark
Modified Duration	4.9	4.7
Theoretical yield to maturity*	5.62%	5.55%

* before currency hedging, taking derivatives into account

Portfolio structure by country/region

	Investment Group	Benchmark
China	8.59%	13.36%
United Arab Emirates	7.09%	5.91%
India	5.80%	3.99%
South Korea	5.42%	7.52%
Singapore	5.09%	3.41%
Mexico	4.38%	4.70%
Indonesia	4.34%	3.55%
Emerging Markets Asia Pacific	13.69%	16.25%
Emerging Markets America	10.58%	8.87%
Emerging Markets Middle East	10.06%	15.92%
Others	19.28%	16.51%
Liquidity, hedge	5.69%	-