

31 March 2025

Swiss Life Investment Foundation

Bonds CHF Foreign

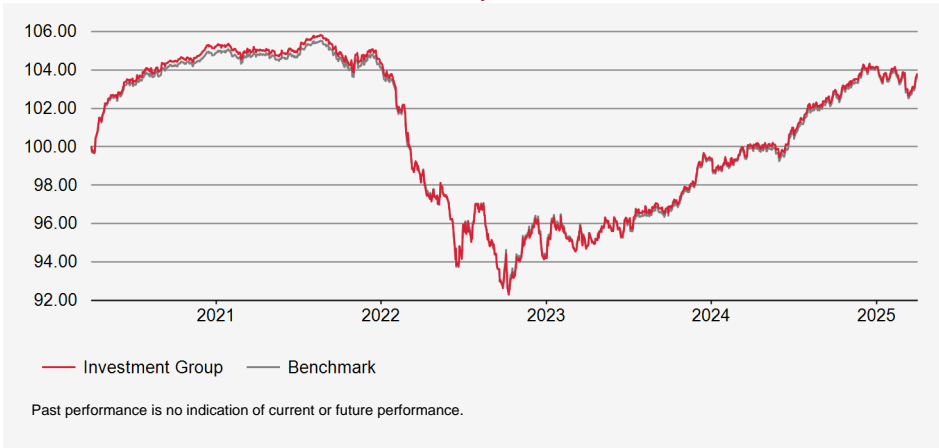


Net Asset Value (NAV) in CHF (m): 425.03
Net asset value per entitlement in CHF: 151.70

Investment Strategy

Investments in CHF bonds from borrowers mainly domiciled abroad. Active securities selection, duration management and yield curve positioning. Debtor limitation: 10%. Non-benchmarked bonds debt: max. 20%. Average rating: at least A. Implementation via investment in Swiss Life iFunds (CH) Bond Swiss Francs Foreign (CHF); investment fund under Swiss law in the category "Other funds for traditional investments".

Evolution in reference currency (base value 100)



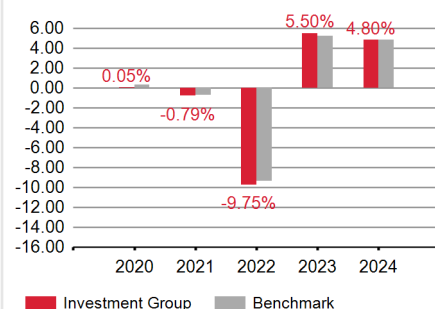
Performance in reference currency

	Cumulative Performance				Annualised performance			
	YTD	1 month	3 months	1 year	3 years	5 years	10 years	Incep.
Investment Group	-0.37%	-0.10%	-0.37%	3.72%	1.75%	0.75%	0.14%	1.79%
Benchmark	-0.43%	-0.10%	-0.43%	3.72%	1.71%	0.72%	0.23%	1.91%

Statistical information (annualised)

	1 year	3 years	5 years	10 years	Incep.
Investment Group volatility (in %)	2.04	3.26	3.30	3.37	3.18
Benchmark volatility (in %)	2.11	3.25	3.26	3.24	3.04
Tracking Error ex post (in %)	0.14	0.19	0.22	0.28	0.84
Information Ratio	-0.03	0.22	0.11	-0.32	-0.13
Sharpe Ratio	1.31	0.25	0.14	0.12	0.49
Correlation	1.00	1.00	1.00	1.00	0.96
Beta	0.96	1.00	1.01	1.04	1.01
Jensen's alpha	0.09	0.04	0.02	-0.11	-0.14
Maximum Drawdown (in %)	-1.60	-6.57	-12.77	-14.23	-14.23
Recovery Period (years)	-	1.14	-	-	-

Performance



Product information

Swiss security number: 1245477
ISIN: CH0012454770
LEI: 2549002XPEQH1AZYBW05
Bloomberg Code: SWAOBAU SW
Benchmark: SBI Foreign AAA - BBB TR
Currency: CHF
Domicile: Switzerland
Launch Date: 30/09/2001
Initial subscription price: 100.00
End of financial year: 30.09
Issuing/Redemption: daily
Deadline: 13.00
Antidilution provision: Issuing / redemption commission accruing to the investment group in accordance with overview of conditions.

Distribution policy: Profit retention
Asset Manager according to Swiss Life Best Select Invest Plus®: Swiss Life Asset Management Ltd

Monitoring of asset managers: PPCmetrics supports the ongoing monitoring of asset managers and the evaluation of the investment results.

Price listings: Bloomberg: ASSL
www.swisslife.ch/investmentfoundation

Total expense ratio TER KGAST ex ante: 0.26%
ex post as at: 30/09/2024 0.27%

Asset Manager: The selection of managers who Swiss Life Asset Management Ltd permanently monitors and supports through the process in accordance with objective criteria and best institutional practice.
Total expense ratio TER KGAST: The total expense ratio TER KGAST includes all costs with the exception of transaction costs and transaction-related taxes.
Antidilution provision: Overview of conditions available at: www.swisslife.ch/investmentfoundation, "Legal documents" (changes possible at any time without prior notice).
Performance: Total returns over a given period based on time-weighted returns.
Statistical Information: The risk key figures are based on logarithmic, monthly time-weighted returns.
Tracking error ex ante: The expected tracking error for the next 12 months corresponds to the 3 year ex post tracking error.

Swiss Life Investment Foundation

Bonds CHF Foreign

Portfolio structure by sector

	Investment Group	Benchmark
Financial	64.57%	48.24%
Government and Related	7.58%	16.60%
Mortgage bond institutions	5.43%	14.24%
Consumer, Cyclical	4.60%	4.64%
Utilities	3.83%	3.13%
Consumer, Non-cyclical	3.55%	3.93%
Industrial	3.14%	5.40%
Communications	-	1.54%
Supranational	4.52%	-
Others	1.52%	2.29%
Liquidity	1.25%	-

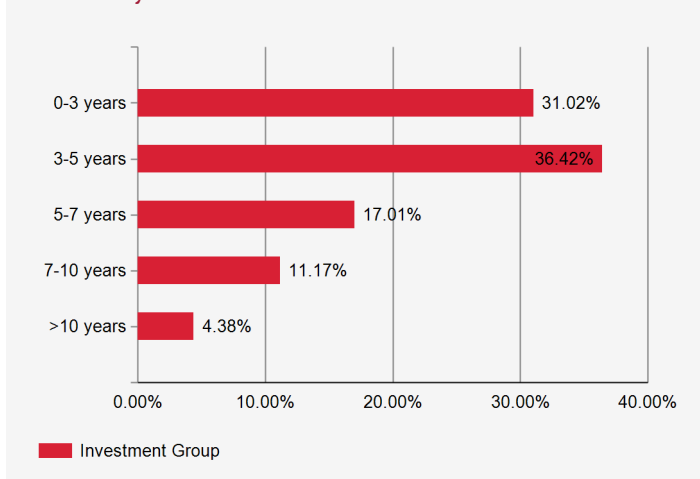
Major borrower and rating

		Investment Group
Banco Santander SA, Madrid	A	4.66%
Groupe BPCE	AA	3.82%
Müchener Hypothekenbank	AA	3.53%
Bank of Nova Scotia/The	AA-	3.21%
Credit Agricole Group	AA-	3.09%

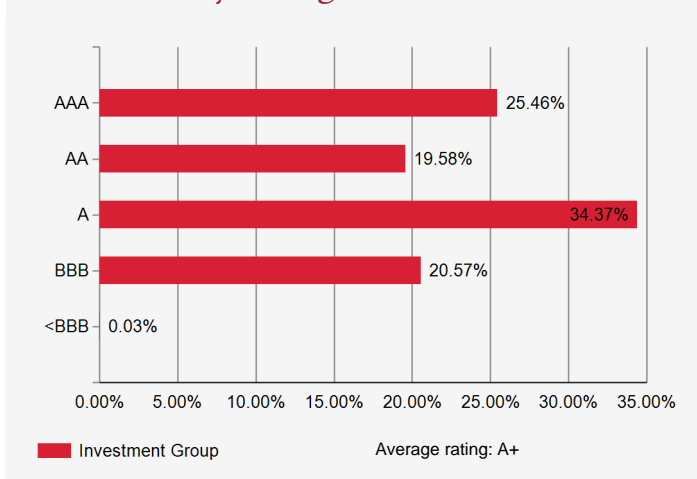
Further information on the debtors

Number of debtors	125
Proportion of non-benchmark debtors	2.20%

Maturity structure



Investment by rating



Duration and yield to maturity

	Investment Group	Benchmark
Modified Duration	4.3	4.3
Theoretical yield to maturity*	1.09%	0.97%

* before currency hedging, taking derivatives into account

Portfolio structure by country/region

	Investment Group	Benchmark
France	15.51%	16.63%
Germany	14.46%	14.11%
Canada	11.95%	11.64%
United States	11.00%	12.42%
Spain	6.41%	4.79%
Australia	6.06%	5.87%
United Kingdom	5.28%	3.73%
European Region (Ex EUR)	6.53%	6.28%
Emerging Markets America	5.66%	3.68%
European Region (EUR)	5.49%	12.18%
Others	10.41%	8.66%
Liquidity, hedge	1.25%	-